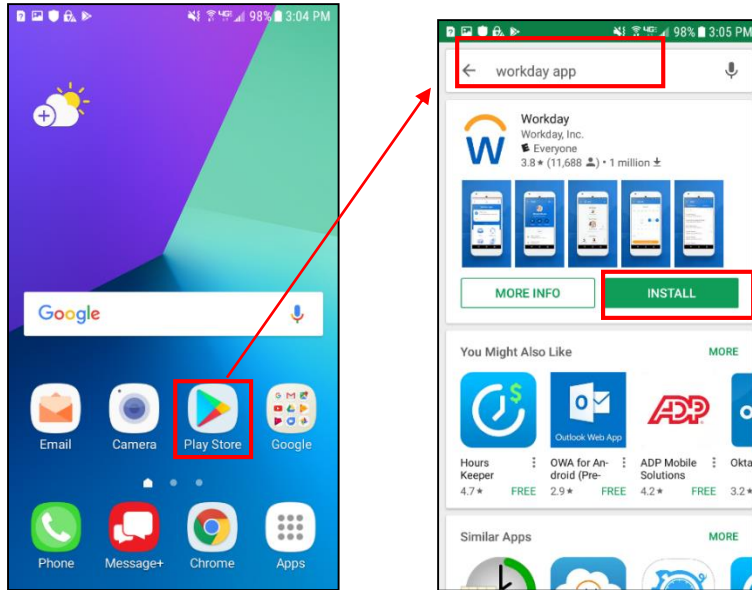
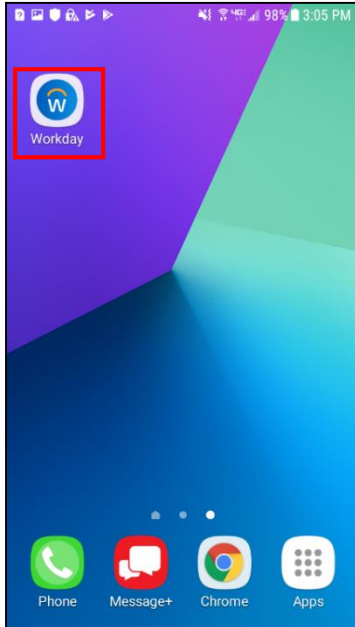


How to download the Workday Mobile App - Android

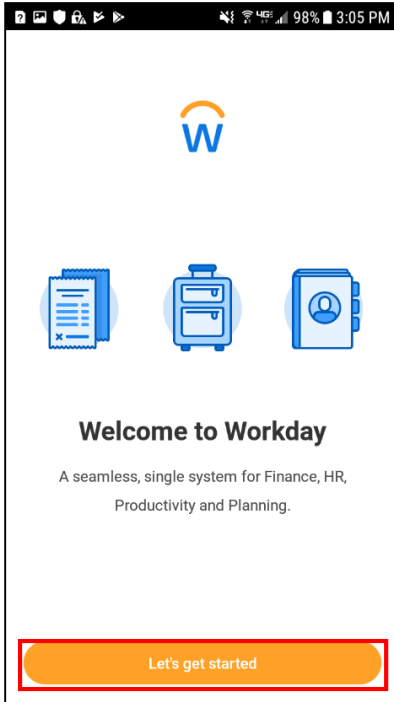
1. Start by downloading the Workday App from the Google Play Store. Click Install.



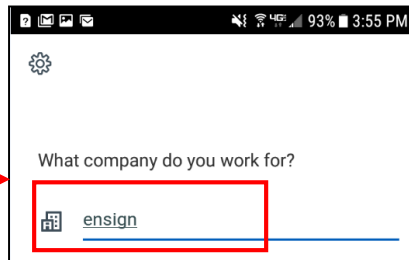
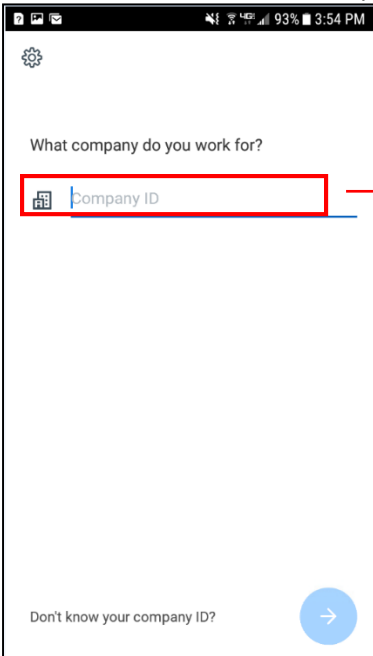
2. Once the Workday App has installed, find the Workday App on your main screen and open the App.



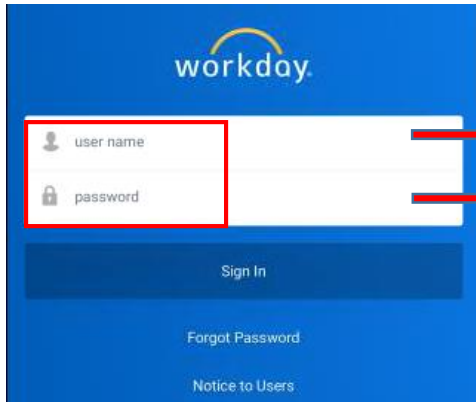
3. On the Welcome to Workday screen, select Let's get started.



4. On the next screen, under Company ID type Ensign.



5. Enter User Name (Employee ID) and Password. Click Sign in!

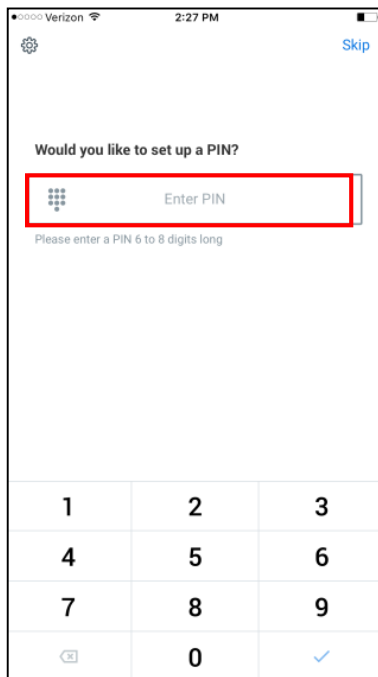


User Name (Employee ID): _____

Password: Your password for the first time you log into Workday was sent to your personal email address. If you did not review the email, please call IT Support at (949) 540-1200 for assistance.

6. The next screen will prompt you to set up a pin.

If you would like to set up a pin, for easy entry into the Workday App. Please choose a pin that does not have sequential or repeating digits.



If do not want to set up a pin, you can skip this task.



You are now set up with the Workday Mobile App!